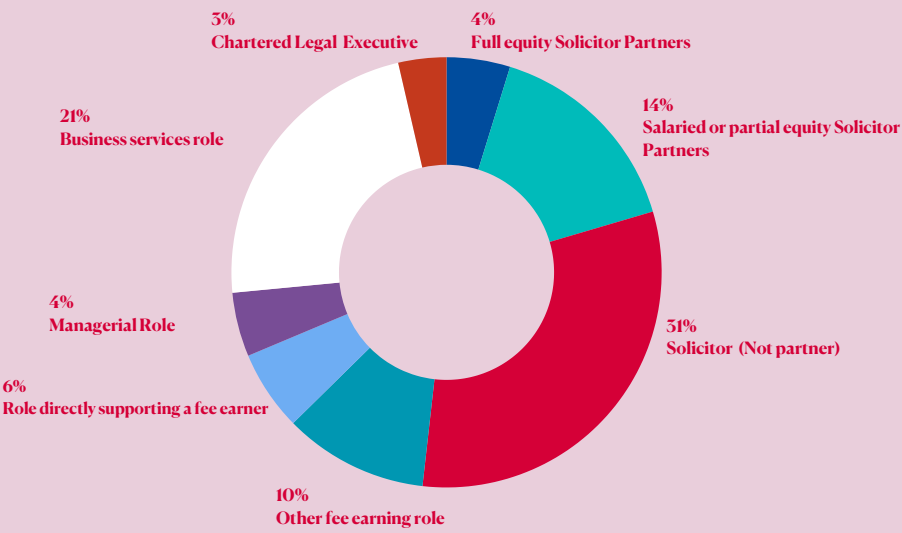


OUR DIVERSITY STATS 2023

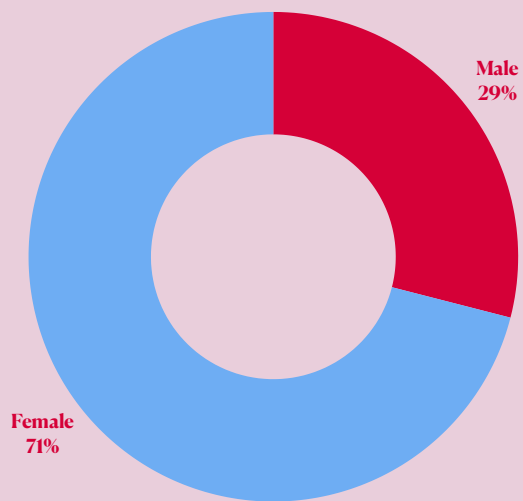
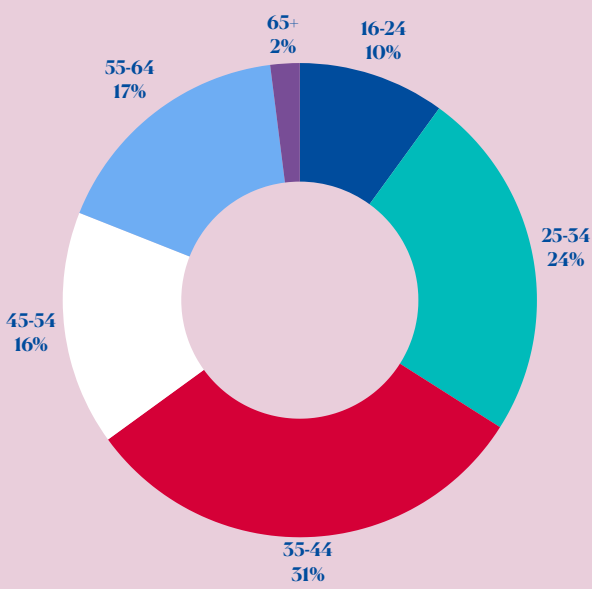
Our respondents described their role category in the firm as follows (n=90) (Prefer not to say, n=7)




In summary, 69% of our respondents are in a fee earning role, while 31% are in a business support role (n=83)

Our respondents' age category (n=83)

Our respondents' sex (n=83)



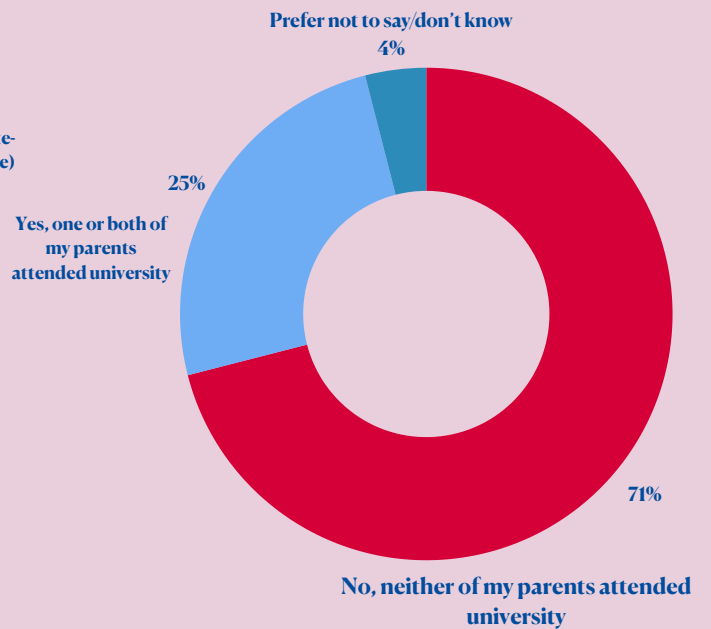
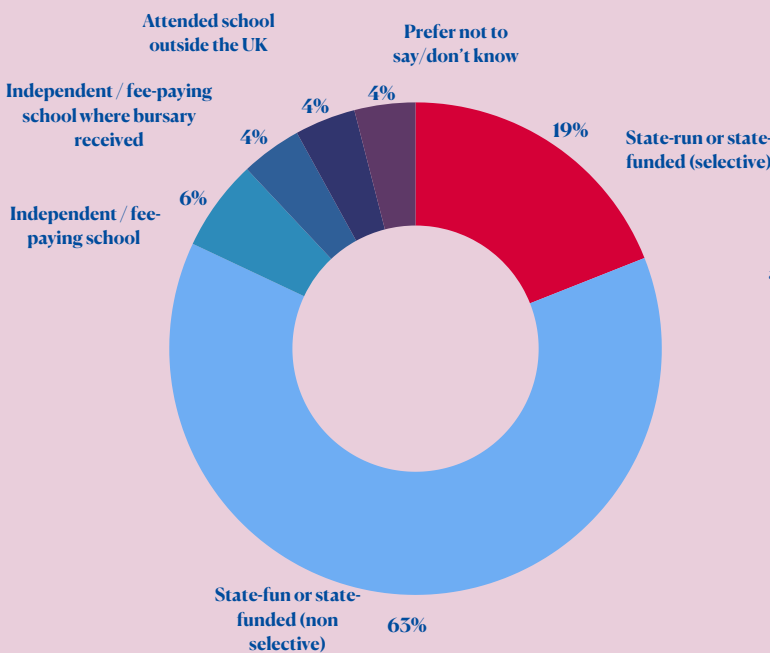
4% of our respondents (n=83) reported that they have a disability according to the definition in the Equality Act 2010 (prefer not to say, n=2)



86% of our respondents (n=83) are White, and 13% belong to a Black, Asian, Mixed/Multiple or Other ethnic group (prefer not to say, n=1)

The type of school attended for most of the time by our respondents between the ages of 11 and 16 (n=83)

Whether your parents attended university and gained a degree (eg BA/BSc or equivalent) by the time you were 18 (n=83)



36% of our respondents (n=83) are a primary carer for a child or children under 18. (prefer not to say, n=1)

13% of our respondents (n=83) look after or care for someone with long-term physical or mental ill-health caused by disability or age (not in a paid capacity). (prefer not to say, n=1)

